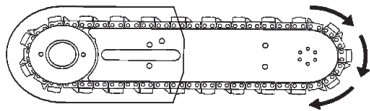


# FLOW ADAPTER

Leave the noise and fumes a comfortable distance away. The Oregon® Hydraulic Flow Adapter Valve allows for smooth, quiet operation of any Oregon® Hydraulic Power Cutter powered from other hydraulic equipment on the jobsite such as a skid loader or backhoe. Use with high-capacity power supplies up to 20 gpm (76 lpm) and up to 2500 psi (172.5 bar). The flow rate from the adapter valve is fixed not to exceed the rating of your saw. Available for 8 gpm or 12 gpm (30 or 45 lpm) saws.

## INSTALLATION

1. Connect valve assembly to power supply (Fittings and bushings not provided):
  - A) Attach hose from port labeled INLET to the pressurized or pump line of power supply.
  - B) Attach hose from port labeled TANK to the tank return line of power supply.
2. Connect Oregon® tool hoses to flow adapter using flush-face hydraulic couplings.
3. Ensure proper rotational direction of Oregon® tool.

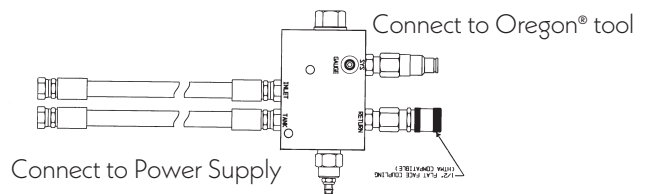



- If unsure about power supply flow ratings or cooling capacity, contact manufacturer of power supply.
- If limited space is available, the flush-couplings can be moved to auxiliary tool attachment ports.

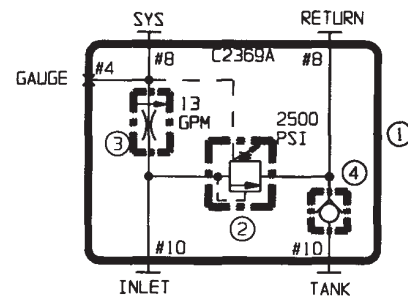
## FLOW ADAPTER PRODUCT SPECIFICATIONS

|                         |  |  |
|-------------------------|--|--|
| <b>FLOW OUTPUT</b>      | 8 gpm (30 lpm)   | 12 gpm (45 lpm)  |
| <b>PRESSURE RELIEF</b>  | 2500 psi (172.5 bar)   | 2500 psi (172.5 bar)   |
| <b>MANIFOLD SIZE</b>    | 5" W x 3.5" L x 1.5" H<br>(13 cm x 9 cm x 4 cm)                                | 5.5" W x 5.5" L x 2.5" H<br>(13.9 cm x 13.9 cm x 6.4 cm)                       |
| <b>WEIGHT</b>           | 11 lbs (5.5 kg)  | 11 lbs (5.5 kg)  |
| <b>PORT THREAD SIZE</b> | Inlet & Tank<br>SAE #10 (7/8-14 UNF)<br>System & Return<br>SAE #8 (3/4-16 UNF) | Inlet & Tank<br>SAE #10 (7/8-14 UNF)<br>System & Return<br>SAE #8 (3/4-16 UNF) |
| <b>HOSE THREAD SIZE</b> | 7/8-14 UNF   | 7/8-14 UNF   |
| <b>PART NUMBER</b>      | 70350  | 71287  |

Attention: Hydraulic oil temperature should be monitored. Oil temperature above 150 F° (65 C°) can reduce hydraulic component life.



## HYDRAULIC SCHEMATIC



OREGONCONSTRUCTION.COM | 800.321.1240